

	COD.		€
	Steel flat square corner strike with lip. Straight latchbolt		
	31 010 02 19 1	Yellow bichromate finish.	100
	31 010 02 12 1	Nickel plated.	100
	31 010 02 07 1	Bronzed.	100
	Suitable for models: - I 10 ___ 0 - I 12 ___ 0 - I 13 ___ 0 - I 14 ___ 0 - I 15 ___ 0 - I 17 ___ 0 - I 18 ___ 0 - I 19 ___ 0 - I 54 ___ 0		
	Steel flat square corner strike with lip. Beveled latchbolt and roller.		
	31 043 02 19 1	Yellow bichromate finish.	100
	31 043 02 12 1	Nickel plated.	100
	31 043 02 07 1	Bronzed.	100
	Suitable for models: - I 10 ___ 1 - I 11 ___ 0 - I 12 ___ 1 - I 15 ___ 1 - I 16 ___ 0 - I 17 ___ 1		
	Steel flat square corner strike with lip. Straight latchbolt.		
	31 011 02 19 1	Yellow bichromate finish.	100
	31 011 02 12 1	Nickel plated.	100
	31 011 02 07 1	Bronzed.	100
	Suitable for models: - I 20 ___ 0 - I 22 ___ 0 - I 23 ___ 0 - I 24 ___ 0 - I 25 ___ 0 - I 27 ___ 0 - I 28 ___ 0		
	Steel flat square corner strike with lip. Beveled latchbolt and roller.		
	31 044 02 19 1	Yellow bichromate finish.	100
	31 044 02 12 1	Nickel plated.	100
	31 044 02 07 1	Bronzed.	100
	Suitable for models: - I 20 ___ 1 - I 21 ___ 0 - I 22 ___ 1 - I 25 ___ 1 - I 26 ___ 0 - I 27 ___ 1		

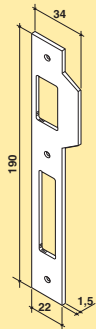
COD.	€
	<p>Inox steel flat square corner strike with lip. Straight latchbolt.</p> <p>31 085 02 44 1 Bright scotch. 100</p> <p>Suitable for models: - I 50 __ 10</p>
	<p>Heavy steel flat square corner strike. Straight latchbolt.</p> <p>31 041 02 12 1 Nickel plated. 100 31 041 02 07 1 Bronzed. 100 31 041 02 14 1 Brassed. 100</p> <p>Suitable for models: - I 10 __ 0 - I 12 __ 0 - I 13 __ 0 - I 14 __ 0 - I 15 __ 0 - I 17 __ 0 - I 18 __ 0 - I 19 __ 0 - I 54 __ 0</p>
	<p>Heavy steel flat square corner strike. Beveled latchbolt and roller.</p> <p>31 038 02 12 1 Nickel plated. 100 31 038 02 07 1 Bronzed. 100 31 038 02 14 1 Brassed. 100</p> <p>Suitable for models: - I 10 __ 1 - I 11 __ 0 - I 12 __ 1 - I 15 __ 1 - I 16 __ 0 - I 17 __ 1</p>
	<p>Heavy steel flat square corner strike. Straight latchbolt.</p> <p>31 091 02 12 1 Nickel plated. 100 31 091 02 07 1 Bronzed. 100 31 091 02 14 1 Brassed. 100</p> <p>Suitable for models: - I 20 __ 0 - I 22 __ 0 - I 23 __ 0 - I 24 __ 0 - I 25 __ 0 - I 27 __ 0 - I 28 __ 0</p>
	<p>Heavy steel flat square corner strike. Beveled latchbolt and roller.</p> <p>31 090 02 12 1 Nickel plated. 100 31 090 02 07 1 Bronzed. 100 31 090 02 14 1 Brassed. 100</p> <p>Suitable for models: - I 20 __ 1 - I 21 __ 0 - I 22 __ 1 - I 25 __ 1 - I 26 __ 0 - I 27 __ 1</p>

	COD.		€
	31 087 02 12 1 31 087 02 14 1	Heavy steel flat square corner strike. Straight latchbolt and three bolts.	Nickel plated. 100 Brassed. 100
	Suitable for models: - I 75 __ _ 0		
	31 081 02 12 1 31 081 02 14 1	Heavy steel flat square corner strike. Beveled latchbolt, roller and three bolts.	Nickel plated. 100 Brassed. 100
	Suitable for models: - I 75 __ _ 1 - I 76 __ _ 0		
	31 150 02 12 1 31 150 02 14 1	Heavy steel flat square corner strike. Straight latchbolt and three bolts.	Nickel plated. 100 Brassed. 100
	Suitable for models: - I 95 __ _ 0		
	31 151 02 12 1 31 151 02 14 1	Heavy steel flat square corner strike. Beveled latchbolt, roller and three bolts.	Nickel plated. 100 Brassed. 100
	Suitable for models: - I 95 __ _ 1 - I 96 __ _ 0		
	31 013 03 19 1 31 013 03 12 1 31 013 03 07 1 31 013 03 14 1	Steel angle square corner strike. Straight latchbolt	Yellow bichromate finish. 100 Nickel plated. 100 Bronzed. 100 Brassed. 100
	Suitable for models: - I 10 __ _ 0 - I 12 __ _ 0 - I 13 __ _ 0 - I 14 __ _ 0 - I 15 __ _ 0 - I 17 __ _ 0 - I 18 __ _ 0 - I 19 __ _ 0 - I 54 __ _ 0		

COD.



€

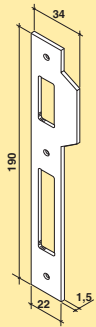


**Brass flat square corner strike with lip.
Straight latchbolt.**

31 045 02 00 1	Natural.	100
31 045 02 10 1	Chromed.	100
31 045 02 12 1	Nickel plated.	100

Suitable for models:

- I 30 ___ 0 - I 32 ___ 0 - I 33 ___ 0
- I 34 ___ 0 - I 35 ___ 0 - I 37 ___ 0
- I 38 ___ 0 - I 39 ___ 0

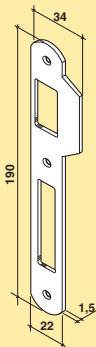


**Brass flat square corner strike with lip.
Beveled latchbolt and roller.**

31 047 02 00 1	Natural.	100
31 047 02 10 1	Chromed.	100
31 047 02 12 1	Nickel plated.	100

Suitable for models:

- I 30 ___ 1 - I 32 ___ 1 - I 31 ___ 0
- I 35 ___ 1 - I 36 ___ 0 - I 37 ___ 1

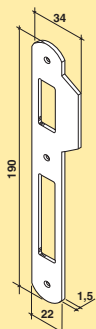


**Brass flat square corner strike with lip.
Straight latchbolt.**

31 046 02 00 1	Natural.	100
31 046 02 10 1	Chromed.	100
31 046 02 12 1	Nickel plated.	100

Suitable for models:

- I 40 ___ 0 - I 42 ___ 0 - I 43 ___ 0
- I 45 ___ 0 - I 47 ___ 0 - I 48 ___ 0
- I 44 ___ 0



**Brass flat square corner strike with lip.
Beveled latchbolt and roller.**

31 048 02 00 1	Natural.	100
31 048 02 10 1	Chromed.	100
31 048 02 12 1	Nickel plated.	100

Suitable for models:

- I 40 ___ 1 - I 41 ___ 0 - I 42 ___ 1
- I 45 ___ 1 - I 46 ___ 0 - I 47 ___ 1

	COD.		€
	Heavy brass flat square corner strike. Straight latchbolt.		
	31 079 02 18 1 31 079 02 10 1 31 079 02 12 1	Mirror polished Chromed. Nickel plated.	100 100 100
Suitable for models: - I 30 ___ 0 - I 32 ___ 0 - I 33 ___ 0 - I 34 ___ 0 - I 35 ___ 0 - I 37 ___ 0 - I 38 ___ 0 - I 39 ___ 0			
	Heavy brass flat square corner strike. Beveled latchbolt and roller.		
	31 080 02 18 1 31 080 02 10 1 31 080 02 12 1	Mirror polished Chromed. Nickel plated.	100 100 100
Suitable for models: - I 30 ___ 1 - I 31 ___ 0 - I 32 ___ 1 - I 35 ___ 1 - I 36 ___ 0 - I 37 ___ 1			
	Heavy brass flat rounded corner strike. Straight latchbolt.		
	31 152 02 18 1 31 152 02 10 1 31 152 02 12 1	Mirror polished Chromed. Nickel plated.	100 100 100
Suitable for models: - I 40 ___ 0 - I 42 ___ 0 - I 43 ___ 0 - I 44 ___ 0 - I 45 ___ 0 - I 47 ___ 0 - I 48 ___ 0			
	Heavy brass flat rounded corner strike Beveled latchbolt and roller.		
	31 001 02 18 1 31 001 02 10 1 31 001 02 12 1	Mirror polished Chromed. Nickel plated.	100 100 100
Suitable for models: - I 40 ___ 1 - I 41 ___ 1 - I 42 ___ 1 - I 45 ___ 1 - I 46 ___ 0 - I 47 ___ 1			
	Heavy brass flat square corner strike with lip. Straight latchbolt.		
	31 003 02 18 1 31 003 02 10 1 31 003 02 12 1	Mirror polished Chromed. Nickel plated.	100 100 100
Suitable for models: - I 30 ___ 0 - I 32 ___ 0 - I 33 ___ 0 - I 37 ___ 0 - I 38 ___ 0 - I 39 ___ 0 - I 34 ___ 0 - I 35 ___ 0			

	COD.		€
	Heavy brass flat square corner strike. Straight latchbolt and three bolts.		
	31 039 02 18 1	Mirror polished	100
	31 039 02 10 1	Chromed.	100
	31 039 02 12 1	Nickel plated.	100
Suitable for models: - I 63 ___0 - I 65 ___0 - I 67 ___0 - I 68 ___0			
	Heavy brass flat square corner strike. Beveled latchbolt, roller and three bolts.		
	31 040 02 18 1	Mirror polished	100
	31 040 02 10 1	Chromed.	100
	31 040 02 12 1	Nickel plated.	100
Suitable for models: - I 65 ___1 - I 66 ___0			
	Heavy brass flat rounded corner strike. Straight latchbolt and three bolts.		
	31 005 02 18 1	Mirror polished	100
	31 005 02 10 1	Chromed.	100
	31 005 02 12 1	Nickel plated.	100
Suitable for models: - I 83 ___0 - I 85 ___0 - I 87 ___0 - I 88 ___0			
	Heavy brass flat rounded corner strike. Beveled latchbolt, roller and three bolts.		
	31 082 02 18 1	Mirror polished	100
	31 082 02 10 1	Chromed.	100
	31 082 02 12 1	Nickel plated.	100
Suitable for models: - I 85 ___1 - I 86 ___0			
	Heavy brass flat square corner strike with lip. Straight latchbolt and three bolts.		
	31 088 02 18 1	Mirror polished	100
	31 088 02 10 1	Chromed.	100
	31 088 02 12 1	Nickel plated.	100
Suitable for models: - I 63 ___0 - I 65 ___0 - I 67 ___0 - I 68 ___0			

	COD.			€
		Steel round roses suitable for Euro profile cylinders.		
	52 002 00 12 1	Nickel plated.		100
	52 002 00 07 1	Bronzed.		100
	52 002 00 14 1	Brassed.		100
		Brass round roses suitable for Euro profile cylinders.		
	52 010 00 00 1	Natural.		100
	52 010 00 12 1	Nickel plated.		100
		Steel oval roses suitable for Euro profile cylinders.		
	52 003 00 12 1	Nickel plated.		100
	52 003 00 07 1	Bronzed.		100
	52 003 00 14 1	Brassed.		100
		Brass oval roses suitable for Euro profile cylinders.		
	52 012 00 00 1	Natural.		100
	52 012 00 12 1	Nickel plated.		100